

# Photonics-USA

4207 Tylers Creek Ln.  
Kents General Store, VA 23084  
DUNS#: 623879116  
sales@photonics-usa.com

# FBT Coupler

## Multimode Coupler

### ➔ Specifications (50/50)

Parameter						
Central Wavelength		630, 850, 980, 1060, 1310, 1550 nm				
Configuration		1x2, 2x2	1x3	1x4	1x8	1x16
Insertion Loss*	50/125 Fiber	4.9 dB	6.7 dB	7.8 dB	11.5 dB	15 dB
	62.5/125, 100/140, 105/125 Fiber	4.6 dB	6.4 dB	7.5 dB	11 dB	14.2 dB
Directivity		40 dB				
TDL		0.2 dB				
Operating & Storage Temperature		- 40° C ~ + 85° C				
Package Dimensions (in mm)	Light Duty ( B )	3.0( ) x 55.0(L)	3.0( ) x 60(L)	3.0( ) x 60(L)	3.0( ) x 60(L)	5.0( ) x 60(L)
	Medium Duty ( L )	3.0( ) x 60(L)	100 x 12 x 8	100 x 12 x 8	100 x 12 x 8	135 x 100 x 10
	Heavy Duty (K, R)	100 x 12 x 8	95 x 75 x 6	95 x 75 x 6	130 x 100 x 6	130 x 100 x 8.5

### ➔ Tap Coupler

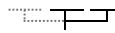

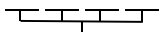





Coupling Ratio	Maximum Insertion Loss		
	50/125 μm	62.5/125 μm	100/140 μm & 105/125 μm
60/40	4.5/6.5 dB	3.6/5.8 dB	3.0/5.0 dB
70/30	3.9/8.0 dB	3.0/7.0 dB	2.3/6.3 dB
80/20	3.2/10.0 dB	2.4/9.0 dB	1.7/8.3 dB
90/10	2.7/13.5 dB	1.9/12.5 dB	1.2/12.0 dB
95/5	2.4/17.0 dB	1.5/16.5 dB	1.0/16.0 dB
99/1	1.4/22.0 dB	1.1/22.0 dB	0.8/22.0 dB

\* All data tested under LED direct launching conditions.

Note1: All values specified are without connectors.

Note2: Higher performance specifications are available upon request.

### ➔ Ordering Information

M	M	C						
								
<b>Port Number</b>	<b>Grade</b>	<b>Coupling Ratio</b>	<b>Fiber Type</b>	<b>Wavelength</b>	<b>Fiber Length</b>	<b>Pigtail Style</b>	<b>Connector</b>	
12: 1 x 2 22: 2 x 2 13: 1 x 3 14: 1 x 4 18: 1 x 8 116: 1 x 16	A: A Grade	xy % : xy % EVEN: Even split	1: 50/125 μm 2: 62.5/125 μm 3: 100/140 μm 4: Special 5: 105/125 μm, NA=0.15 6: 105/125 μm, NA=0.22	A: 630 nm B: 850 nm C: 1060 nm D: 980 nm E: 1310 nm H: 1550 nm	1: 1 meter 2: 2 meter S: Special	(=Package style) B: bare fiber L: 900 μm loose tube K: 2mm cable R: 3mm cable	0: None 1: FC/PC 3: SC/PC 9: Special C: ST	